

## Activities:



Set up red streamers ziz-zagging across the room to form a “laser maze.” Have children take turns crawling through the maze. If they break any streamers they have been “zapped” by a laser.

What are some things that spies do? (wear disguises, look for secrets, send messages in code) Show children morse code. This is one way to communicate with a secret message. Have them practice tapping out messages. Do you think a good spy makes up their own message, or do they just report what they see? Do they make their own plans or follow the orders for their mission? What kind of spies were Caleb and Joshua?

Have one child play Caleb. Another will represent the Ten Spies and all other children will be the Israelites. The Israelites can ask questions about the land. Caleb will give a good report, and the ten spies will give a bad one.

Have children make a thumb print on two cards. Mix up all the cards and have them try to sort which two are matches. Talk about what to look for on the thumbprints. Spies look for thumbprints to find who has been somewhere (because each person's fingerprints are unique). God knows what each person's fingerprints look like. He also knows what problems each of us have. He created us and is bigger than all our problems.

TOP

SECRET

# MORSE CODE



A	● —	N	— ●
B	— ● ● ●	O	— — —
C	— ● — ●	P	● — — ●
D	— ● ●	Q	— — ● —
E	●	R	● — ●
F	● ● — ●	S	● ● ●
G	— — ●	T	—
H	● ● ● ●	U	● ● —
I	● ●	V	● ● ● —
J	● — — —	W	● — —
K	— ● —	X	— ● ● —
L	● — ● ●	Y	— ● — —
M	— —	Z	— — ● ●

Write your secret message:

---

---

**What is the weather like?**

**Can we grow flowers?**

**Are there bugs?**

**Does it flood?**

**Does it have a view of the sea?**

**Are the neighbors nice?**

**Are there mountains?**

**How big is it?**

***UPPER***

***ELEMENTARY***

**NAME:** \_\_\_\_\_


E	F	T	W	E	L	V	E	F	G
D	J	E	X	C	H	B	C	G	V
F	O	R	T	Y	Y	E	A	R	S
X	S	G	R	V	E	U	L	A	P
C	H	T	I	B	N	D	E	P	I
V	U	Y	B	N	O	M	B	E	E
B	A	U	E	N	H	P	L	S	S
G	O	I	S	O	I	O	L	E	R
H	M	U	L	K	U	B	A	D	F
Y	U	I	O	L	O	P	N	H	G
P	R	O	M	I	S	E	D	D	F

JOSHUA  
CALEB  
SPIES  
TWELVE  
TRIBES  
PROMISED

LAND  
GRAPES  
MILK  
HONEY  
FORTY YEARS

# **Lower Elementary**

Name: \_\_\_\_\_



**Then you gave Israel this land rich with milk and honey, just as you had promised our ancestors.**

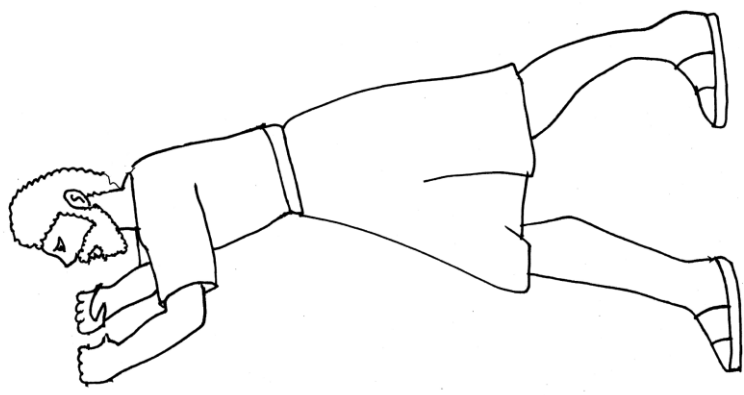
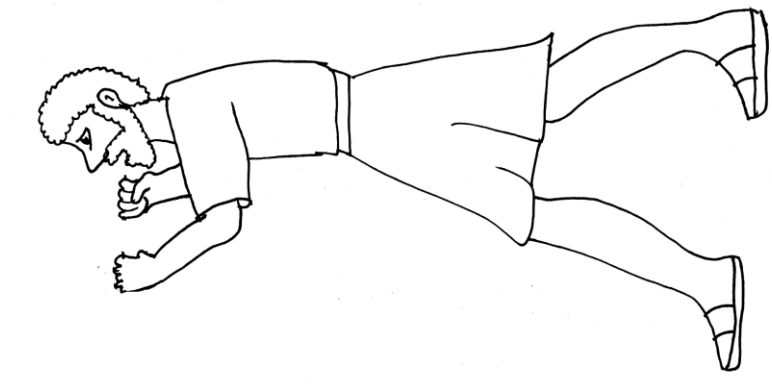
**~ Jeremiah 32:22**



**Materials: paper plates, green or brown pipe cleaner, purple pom-poms**

- ❖ Children color and cut out people
- ❖ Children glue people, pipe cleaner and pom-poms onto paper plate





**Preschool**

## Coloring Page:

Encourage children to draw something that God keeps them safe from.

## Modeling dough:

Encourage children to roll small balls and stick them together to make grapes.


## Game:

Play "I Spy"

# Caleb



Name: \_\_\_\_\_



God keeps me safe from \_\_\_\_\_.