

Activities:



Take a clear, small jar and fill it with beads. Have children guess how many beads are in the jar. Explain to them that you are the only one who knows exactly how many beads are in the jar. After everyone has guessed, pick a child to be your “prophet.” Whisper in their ear how many beads are in the jar and have them announce the number to the group, saying, “The creator of the jar has given me this message.” Empty the jar and count out how many beads there are. Explain to the children that God alone really knows what will happen or what is true. God gave special messages to His prophets. The prophets then told people God's messages and wrote it in the Bible. Many people can guess about the future, but when the prophecy has been fulfilled, everyone knows that the prophet was really repeating what they heard from God.

Show children a 3D picture (such as from a Magic Eye book). Ask them if they see the object. Have them cross their eyes to re-focus. Once they know what the hidden picture is, it seems obvious. When we read the Bible, it might seem really obvious to us that Jesus had to die, but to people at that time, it wasn't. Their eyes hadn't adjusted yet.

UPPER

ELEMENTARY

ROAD TO EMMAUS



NAME: _____

E	D	I	S	C	I	P	L	E	S	R
Q	M	W	E	R	J	T	Y	U	I	E
G	E	M	H	D	E	K	L	A	W	C
A	L	E	A	J	S	K	L	P	O	O
P	A	S	R	U	U	F	D	S	A	G
P	U	S	N	B	S	V	C	X	Z	N
E	R	I	M	L	K	R	O	A	D	I
A	E	A	S	D	F	G	H	J	I	Z
R	J	H	A	Q	W	E	R	T	N	E
E	H	J	K	L	P	O	I	U	N	Y
D	P	R	O	P	H	E	C	I	E	S
H	C	L	E	O	P	A	S	G	R	F

EMMAUS

CLEOPAS

DISCIPLES

JESUS

JERUSALEM

APPEARED

PROPHECIES

DINNER

WALKED

ROAD



RECOGNIZE

MESSIAH

Lower Elementary

Road to Emmaus

Name: _____



Jesus then explained everything written about himself in the Scriptures. ~ Luke 24:27

- ❖ Teacher helps children trace feet (with shoes on) onto cardstock with map paper glued on top.
- ❖ Children cut out feet.
- ❖ Teacher makes three hole punches in feet.
- ❖ Children pull yarn through holes.
- ❖ Teacher writes, "Jesus walks with me." on feet.



Preschool

Coloring Page:

Encourage children to draw a picture of themselves walking with Jesus.

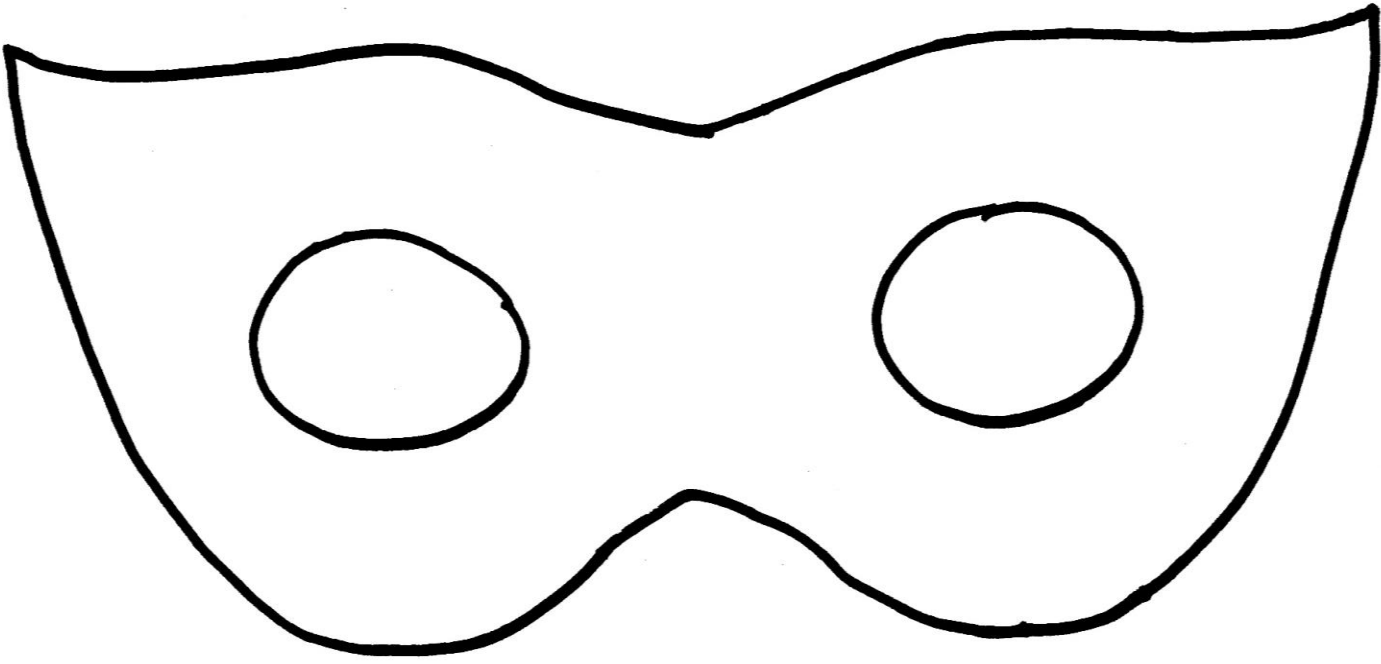
Modeling Dough:

Give children people cookie cutouts. Ask them to make one person and pretend this is them. Have them make a second person and pretend this is Jesus. Even though we can't see Him, Jesus is always walking with us.

Games:

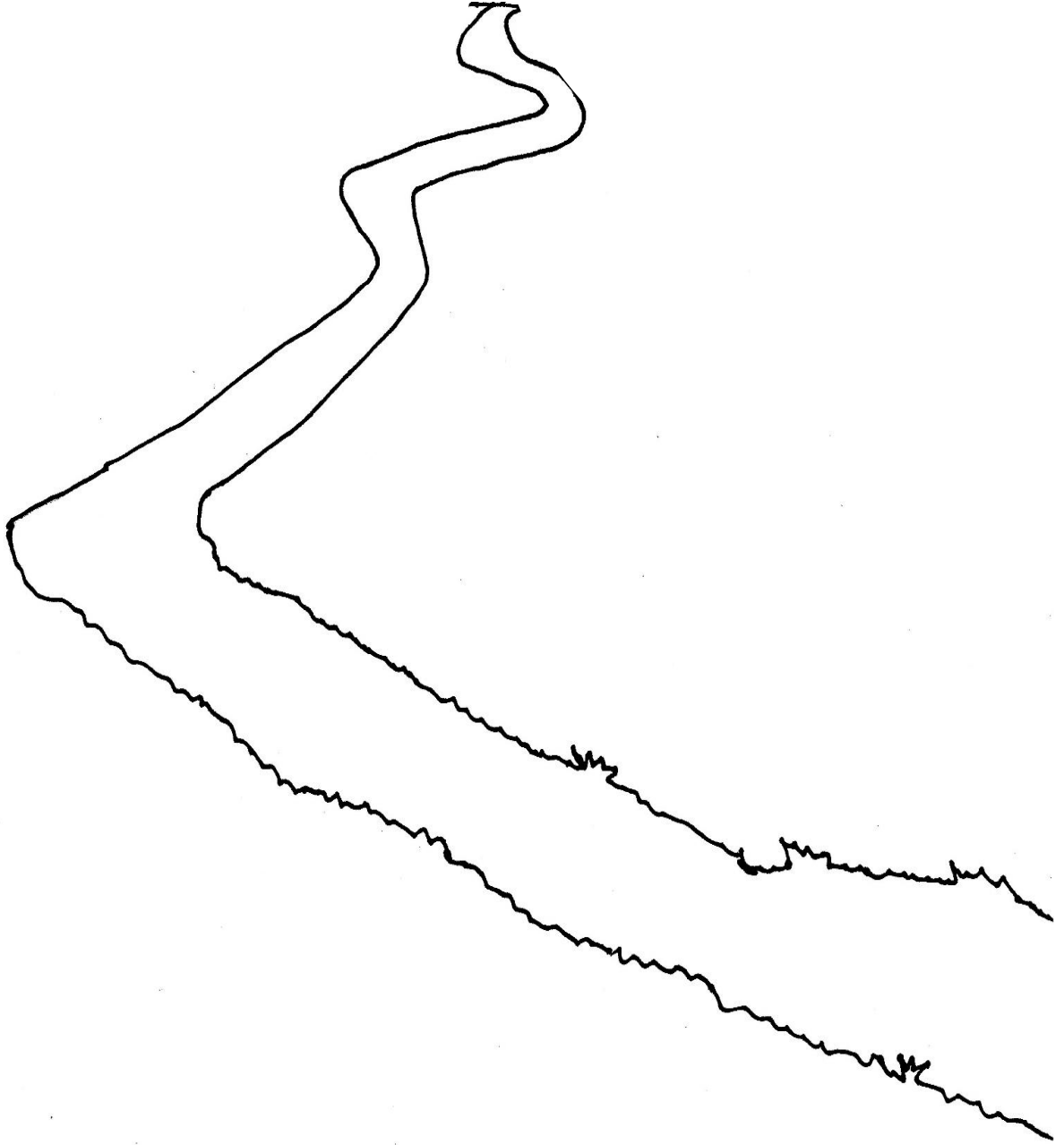
Have children build two sides of a road with blocks. Walk through the road in pairs. Put on a mask or wear a hood. Tap them on the shoulders and say, "Guess who?" The children can respond, "It's Jesus!"

Have one child turn around while another child puts on a mask. Let the guesser turn around and try to guess who is wearing the mask the second they turn around.



Road to Emmaus

Name: _____



Jesus walks with me.