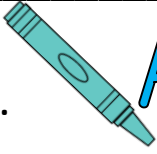


Name: _____

Date: _____

Color Short
Vowels blue.




AEIOU

Color CK pink..




CK



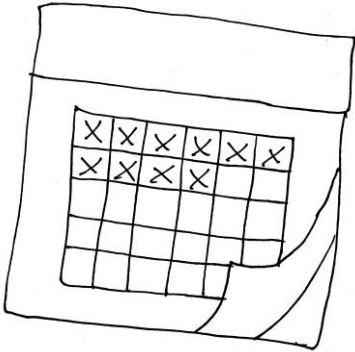
PLUM

plum




PLUG

plug




PLAN

plan



PLUS

plus



PLUCK



pluck

Blend PL

Name: _____


Date: _____

Trace the words.



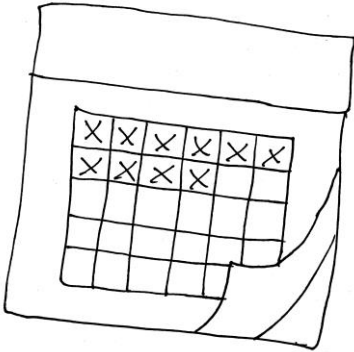
PEACH

peach




PLUG

plug




PLANK

plank



PLUS

plus



PLUCK


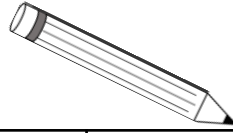
pluck

Blend PL


Name: _____

Date: _____

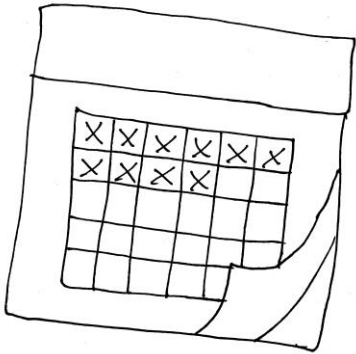
Write the word: one letter in each box.




--	--	--	--




--	--	--	--



--	--	--	--



--	--	--	--




--	--	--	--	--

Blend PL


Name: _____

Date: _____

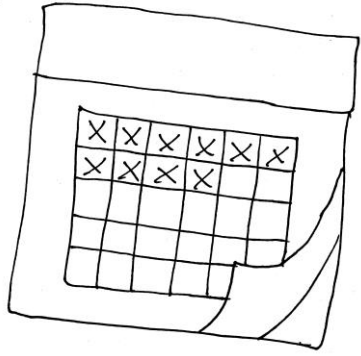
Glue the word ending to the blend to complete the word.



pl




pl



pl

+

pl



pl

Blend PL

Cut out the word ending.



an

uck

um

us

ug

Name: _____


Date: _____

Color a star for each time the page is read.




My Plot of Plums

We have a plan. We will not dig
in the mud. We will get a plot of
grass. We will put plum pits in it.




It has to get sun. Plus, it has to
get wet. We will not let the






ducks and pigs pluck up the



plums when they get up from the mud. We will
put up a rim. Then, we can get lots and



lots of plums!



Blend PL