


**Print double-sided onto
cardstock, flipping on
the short edge.**

OR

**Print last page and have
children practice their
ruler skills by tracing
lines.**





You fill my
heart with
color.

Happy
Valentine's
Day!

Print double-sided onto cardstock, flipping on the short edge.

Fold 2" square pieces of colored paper and cut hearts.

Glue 3" pieces of green pipe cleaner, criss-crossing between circles.

Poke holes through circles and tie ribbon through.






I love you with
all of my
hearts.


Happy
Valentine's
Day!

I love you to
pieces.



Print double-sided onto
cardstock, flipping on
the short edge.

I love you to
pieces.




Happy
Valentine's
Day!



**Print puzzle and card
onto cardstock.**

**Color and cut out
pieces.**


Glue pieces onto heart.

I love you to
pieces.





I love you to
pieces.



Happy
Valentine's
Day!

**Print double-sided onto
cardstock, flipping on
the short edge.**

**Use a cotton swab to
paint dots.**



L O

V E

I love you to
pieces.

Happy
Valentine's
Day!


IF FRIENDS WERE FLOWERS...

**Print double-sided onto
cardstock, flipping on
the short edge.**

**Have children dip
finger in paint to make
petals with fingerprints.**



IF FRIENDS WERE FLOWERS...



I'd pick you!


Happy
Valentine's
Day!

**Print double-sided onto
cardstock, flipping on
the short edge.**

OR

**Have children fold a
piece of cardstock and
practice their ruler skills
by tracing lines across a
central point. Then,
glue a small paper heart
over the center.**





You make my
heart shine.


Happy
Valentine's
Day!

Print double-sided onto cardstock, flipping on the short edge.

Poke holes through the circles with a sharp pencil or small screwdriver.

Thread string through holes.

You hold the strings of my heart.



You hold the
strings of my heart.




Happy
Valentine's
Day!


Print double-sided onto cardstock, flipping on the short edge.

Poke holes through the circles with a sharp pencil or small screwdriver.

Pull 4" squares of tissue paper through holes.

Add stems with marker or green pipe cleaner.





You make my
heart bloom.

Happy
Valentine's
Day!

