



Ecosystem Flip Books

Use this template to help students understand the difference between the terms ecosystem, habitat, population, and community.

Preparation:

- Cut off the edges off of 4 sheet protectors, creating 8 plastic pages.
- Staple plastic pages onto background.
- **Students:**
- Color background picture of habitats.
- Color and cut out animals.
- Cut out labels.
- Lower one plastic page and glue on cypress tree and label.
- Lower next plastic page and glue deer and label.
- Lower next plastic page and glue foxes and label.
- Lower next plastic page and glue cattails and label.
- Lower next plastic page and glue alligators and label.
- Lower next plastic page and glue ducks and label.
- Lower next plastic page and glue catfish and label.
- Add Community label to top plastic page.



My Ecosystem Flip Book


Ecosystem: a system that environments and their organisms form through their interactions

Habitat: the natural home or environment of an animal, plant, or other organism

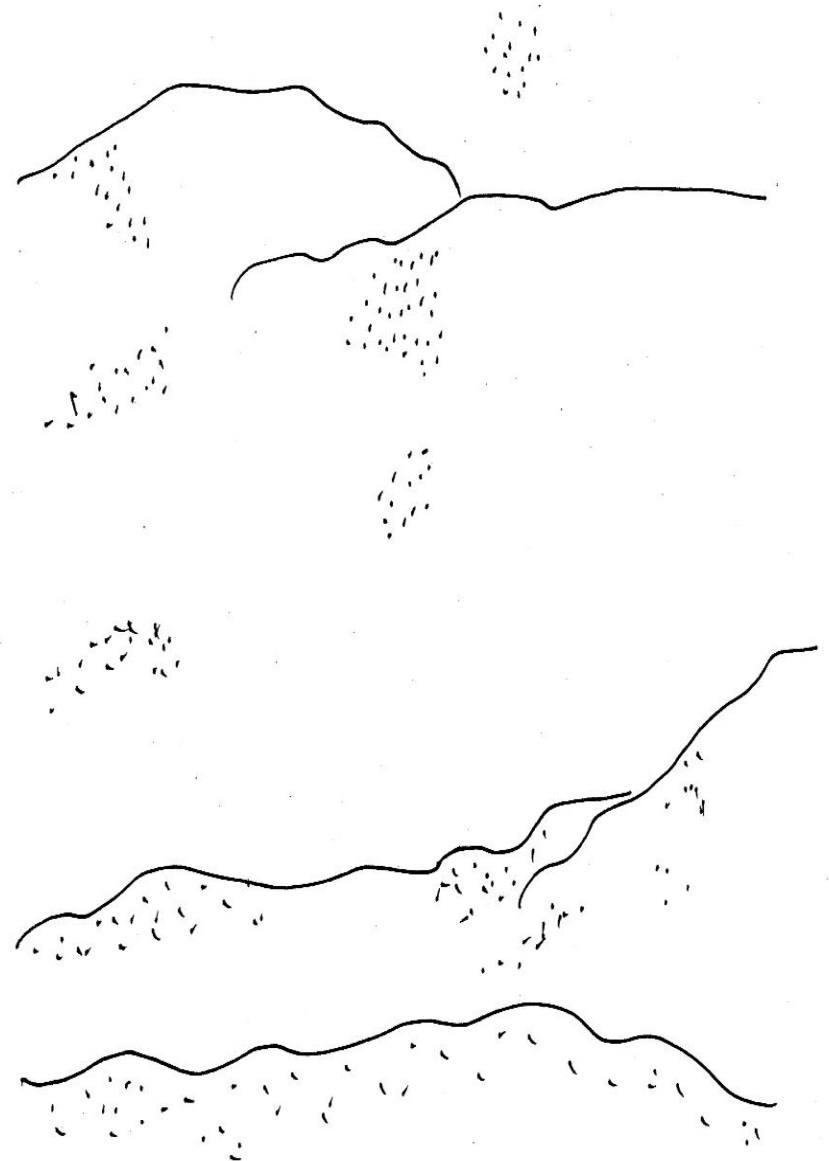
Population: a group of the same species living the same area

Community: a group of different species living in the same area

Swamp Habitat



Forest Habitat



Cypress Tree Population

Fox Population

Catfish Population

Alligator Population

Deer Population

Duck Population

Cattail Population

Community

