

Name: _____

Date: _____

How many times can you circle the word **your** across, down or diagonal?

Y	Q	W	E	T	R	I	P	L	K	Y
O	P	I	Y	U	T	E	W	Q	O	J
U	S	A	O	C	V	B	N	U	M	H
R	D	Y	X	Z	A	S	R	D	F	G
R	U	O	Y	F	Y	G	H	J	K	R
Z	X	C	V	O	Y	B	N	M	L	U
L	K	J	U	H	G	O	F	D	S	O
L	P	R	I	T	E	W	U	Q	A	Y
K	Y	O	U	R	J	H	G	R	F	D

Sight Word YOUR

Name: _____

Date: _____

Color the word RAINBOW

YOUR

your

YOUR

your

YOUR

your

YOUR

your

YOUR

your

YOUR

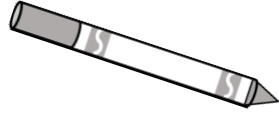
your

Sight Word YOUR

Name: _____

Date: _____

Trace the word.



YOUR

your

YOUR

your

YOUR

your

YOUR

your

YOUR

your

YOUR

your

YOUR

your


YOUR

your

Sight Word YOUR

Name: _____

Date: _____




Write the word: one letter in each box.



--	--	--	--

Write a sentence with the word **your**:

Draw a picture of your sentence:

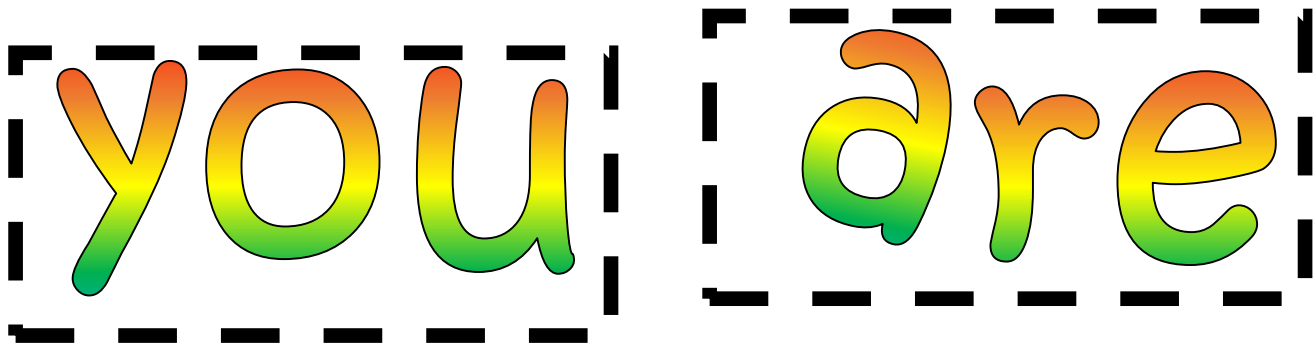


Sight Word YOUR

Note to teachers:

It is not the goal at this age for children to remember which meaning your and you're have. The goal is for children to remember that both words are pronounced the same. The you are to you're demonstration is purely for exposure and so that children will understand the meaning when discussing both words during the lesson time.

1. Cut out word boxes.
2. Tape "are" onto one toilet paper roll.
3. Cut another roll to have a slit about 1/2" wide and most of the length of the roll.
4. Tape "you" onto the cut roll, making sure to align the word with the top of the opening.
5. Insert "are" into "you" so that only the top of the a is visible, looking like an apostrophe.



Sight Word YOU'RE

Name: _____

Date: _____

Color the word RAINBOW

YOU'RE

you're

YOU'RE

you're

YOU'RE

you're

YOU'RE

you're

YOU'RE

you're

YOU'RE

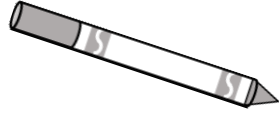
you're

Sight Word YOU'RE

Name: _____

Date: _____

Trace the word.



YOU'RE

you're

YOU'RE

you're

YOU'RE

you're

YOU'RE

you're

YOU'RE

you're

YOU'RE

you're

YOU'RE

you're


YOU'RE

you're

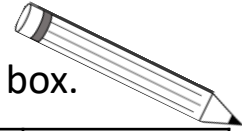
Sight Word YOU'RE

Name: _____

Date: _____




Write the word: one letter in each box.



--	--	--	--	--

Write a sentence with the word **you're**:

Draw a picture of your sentence:



Sight Word YOU'RE

Name: _____

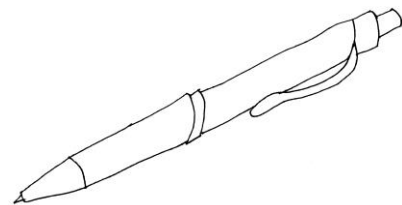
Date: _____

Color a star for each time the page is read.



You're Welcome

"May I have your pen?"




"Yes, you're welcome to have my pen."

"May I eat your cake?"



"Yes, you're fine to eat my cake."

"May I use your van?"

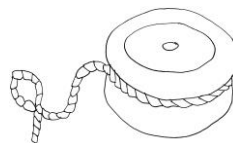


"Yes, you're going to need it for your trip."

"May I play with your toy?"


"Yes, as long as you're gentle."

"May I meet your dog?"



"Yes, you're going to like him."

"May I ride on your bike?"



"Yes, if you're running late."

"Thank you!"

"You're welcome!"