

# Mini Books Book Reports

Use these pages to create a mini book that students can fill in to help them with summarizing the plot of a novel study.

Print cover/back page onto color paper.

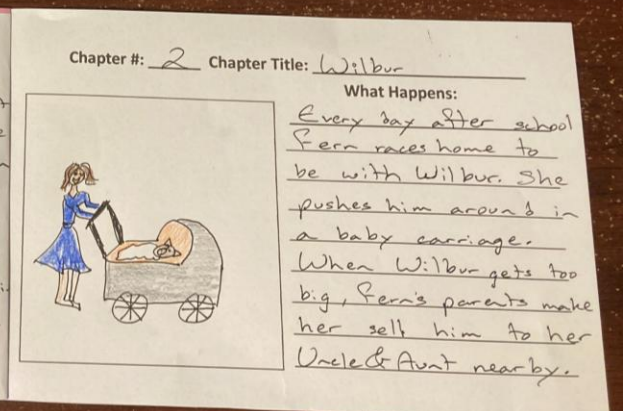
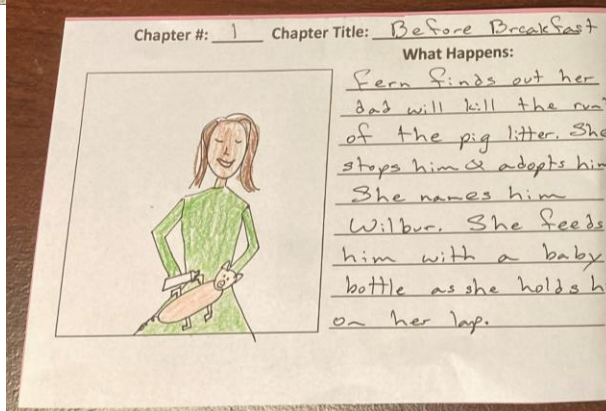
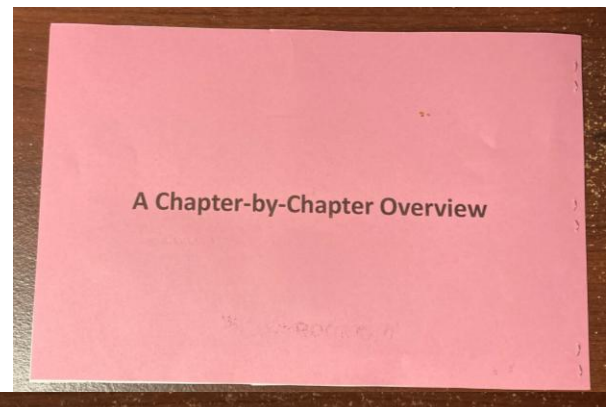
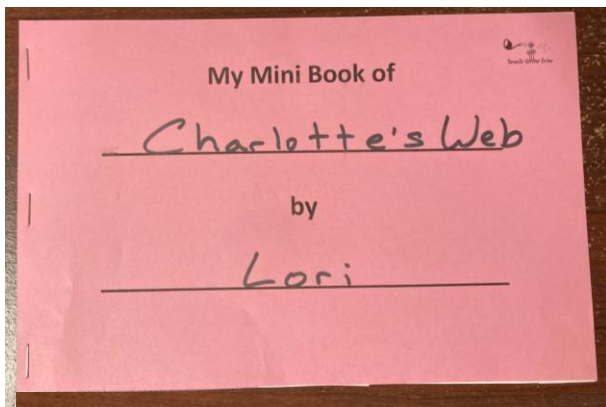
Print summary pages double-sided, making enough copies for the number of chapters in the book.

Assemble books before beginning the novel study.

Students write the number and name (if applicable) of each chapter at the top.

Encourage students to brainstorm a summary of the chapter (using scrap paper first, if needed), that will fit in the space provided (about three sentences).

Have students draw a picture to go with it.



# My Mini Book of

---

by

---

## A Chapter-by-Chapter Overview

**Chapter #:** \_\_\_\_\_ **Chapter Title:** \_\_\_\_\_

**What Happens:**

**Chapter #:** \_\_\_\_\_ **Chapter Title:** \_\_\_\_\_

**What Happens:**

**Chapter #:** \_\_\_\_\_ **Chapter Title:** \_\_\_\_\_

**What Happens:**

**Chapter #:** \_\_\_\_\_ **Chapter Title:** \_\_\_\_\_

**What Happens:**

**Chapter #:** \_\_\_\_\_ **Chapter Title:** \_\_\_\_\_

**What Happens:**

**Chapter #:** \_\_\_\_\_ **Chapter Title:** \_\_\_\_\_

**What Happens:**

