

# Decimal Place Value

**Only zeros between the smallest whole number and the decimal, or between the greatest decimal number and the decimal change the value of the number.  
All other zeros have no meaning.**

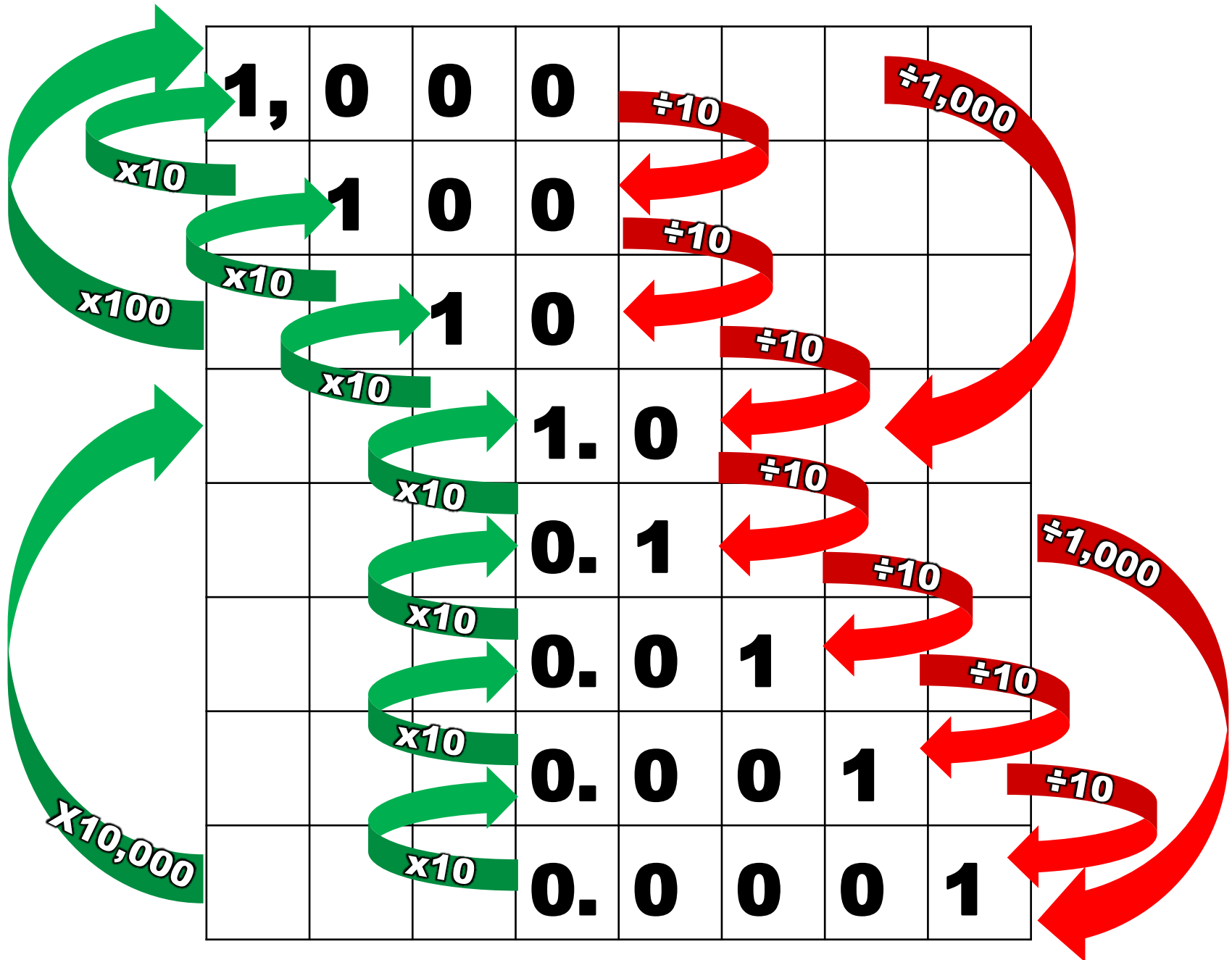
$$4 = 4.\textcolor{red}{0} = 4.\textcolor{red}{00} = 4.\textcolor{red}{000} = 4.\textcolor{red}{0000000000000000}$$

$$7 = \textcolor{red}{0}7 = \textcolor{red}{0000}7 = \textcolor{red}{000000000}7$$

$$5.2 = \textcolor{red}{0}5.\textcolor{red}{20} = \textcolor{red}{00}5.\textcolor{red}{200} = \textcolor{red}{00000}5.\textcolor{red}{200000}$$

$$7002.0065 = \textcolor{red}{0000}7002.0065\textcolor{red}{000000}$$

# Decimal Place Value



Whole Numbers

Parts

Hundreds





Tens

Ones

Tenths

Hundredths

Thousandths





[illegible]



## Parts

Ten  
Thousandths

A 10x10 grid with 6 red dots. The dots are located at the intersections of the 6th column and the 1st, 2nd, 3rd, 4th, 5th, and 6th rows. The dots are arranged in a vertical line, with the top dot at (6, 1) and the bottom dot at (6, 6). The grid is composed of 10 columns and 10 rows, with the dots forming a vertical line in the 6th column.

Circle the digit in the place value to which you are rounding. Point to the “right-hand man.”

0  
1  
2  
3  
4

--	--	--	--	--	--

--	--	--	--	--	--

--	--	--	--	--	--

9  
8  
7  
6  
5



Teach Grow Sow