


**Print double-sided onto  
cardstock, flipping on  
the short edge.**

**OR**

**Print last page and have  
children practice their  
ruler skills by tracing  
lines.**





You fill my  
heart with  
color.

Happy  
Valentine's  
Day!

**Print double-sided onto cardstock, flipping on the short edge.**

**Fold 2" square pieces of colored paper and cut hearts.**

**Glue 3" pieces of green pipe cleaner, criss-crossing between circles.**

**Poke holes through circles and tie ribbon through.**






I love you with  
all of my  
hearts.

Happy  
Valentine's  
Day!




Print double-sided onto  
cardstock, flipping on  
the short edge.

I love you to  
pieces.



I love you to  
pieces.





Happy  
Valentine's  
Day!



**Print puzzle and card  
onto cardstock.**

**Color and cut out  
pieces.**


**Glue pieces onto heart.**

I love you to  
pieces.





I love you to  
pieces.



Happy  
Valentine's  
Day!




Print double-sided onto  
cardstock, flipping on  
the short edge.

Use a cotton swab to  
paint dots.







I love you to  
pieces.

Happy  
Valentine's  
Day!

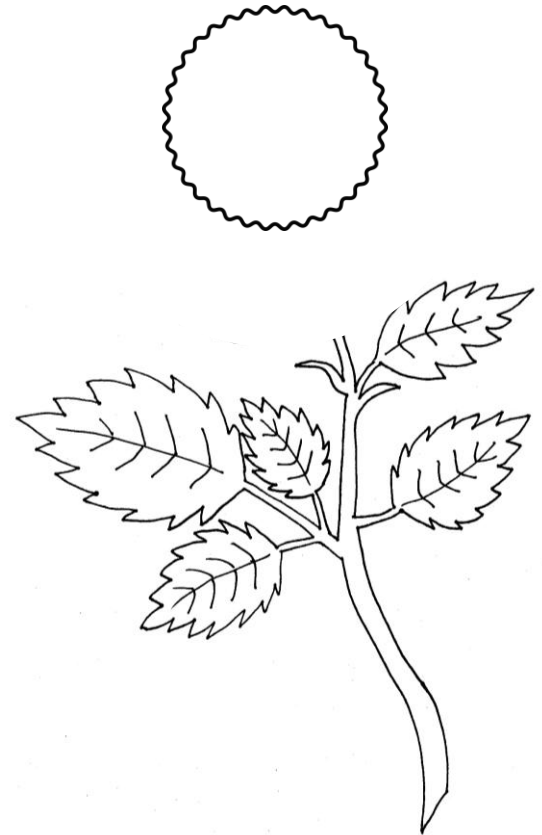
# IF FRIENDS WERE FLOWERS...

Print double-sided onto  
cardstock, flipping on  
the short edge.

Have children dip  
finger in paint to make  
petals with fingerprints.



# IF FRIENDS WERE FLOWERS...



I'd pick you!

Happy  
Valentine's  
Day!




Print double-sided onto  
cardstock, flipping on  
the short edge.

OR

Have children fold a  
piece of cardstock and  
practice their ruler skills  
by tracing lines across a  
central point. Then,  
glue a small paper heart  
over the center.







You make my  
heart shine.


Happy  
Valentine's  
Day!

**Print double-sided onto  
cardstock, flipping on  
the short edge.**

**Poke holes through the  
circles with a sharp  
pencil or small  
screwdriver.**

**Thread string through  
holes with plastic  
needles.**

*You hold the  
strings of my heart.*



You hold the  
strings of my heart.




Happy  
Valentine's  
Day!

**Print double-sided onto cardstock, flipping on the short edge.**


**Poke holes through the circles with a sharp pencil or small screwdriver.**

**Pull 4" squares of tissue paper through holes.**

**Add stems with marker or green pipe cleaner.**







You make my  
heart bloom.

Happy  
Valentine's  
Day!

