

Social Studies Project

Instructions to Teachers:

Have students research a company of their choice at home with an adult. Students may choose a small, family-owned shop in their neighborhood, a company someone in their family works for, or a global entity that interests them.

Have students submit their work at least a day before they need to assemble it in class, so you can check it.

Staple together two manilla folders so that they have a small, tri-fold board which can be placed upright on a table for display, or taped to a wall.

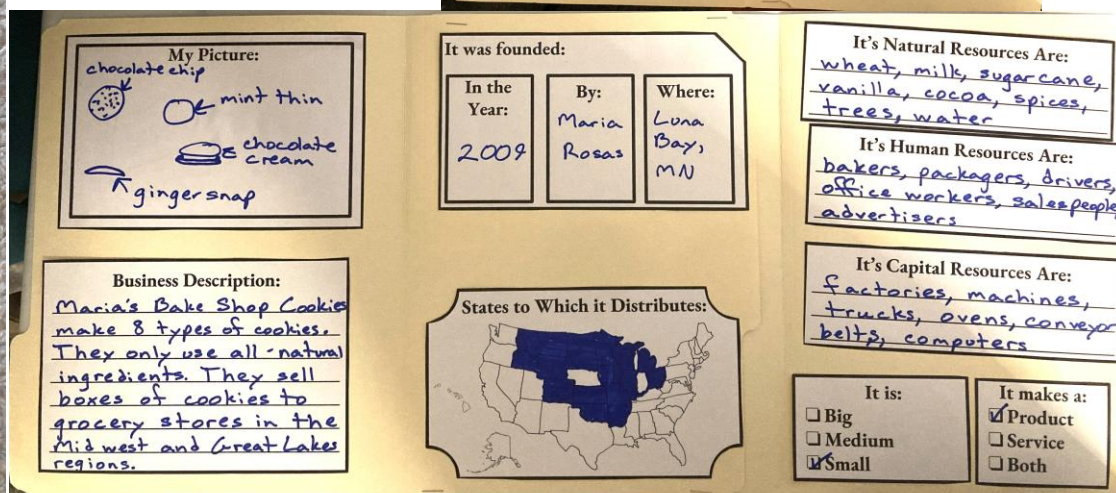
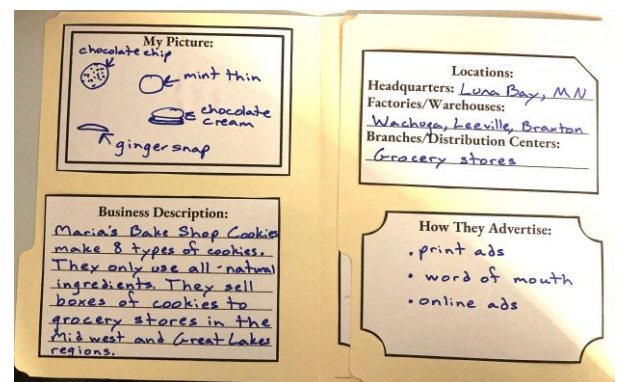

Make sure the very back is not covered with anything, but use both sides of the folds.

In class, students can cut out their pieces.

Have students choose how they want to arrange their information in a way that is logical and visually pleasing.

Students can present to the class on their findings.

As an extra touch, students may include a printed logo or a 3-D object of some kind (a napkin from the restaurant, some kind of packaging, a small toy or knick-knack that represents the company in some way) on the very front foldout.



Social Studies Project

Name: _____

Due Date: _____

For this unit in social studies, students will research (with the help of an adult) a business of their choice. This can be a small-family owned store in your town, or a global company.

Students will need to fill out the information on the following pages. We will cut out the sections and glue them onto a presentation board in class together. Students do not need to purchase a posterboard or create a visual presentation.

Please guide your child to look up information on the business of their choice. Kiddle.co is a great resource for kid-friendly research. Have your child write down information on lined paper, help them to look up proper spelling, and then have them copy the information onto the attached pages.

As an extra touch, students may send in a printed logo or a 3-D object of some kind (a napkin from the restaurant, some kind of packaging, a small toy or knick-knack that represents the company in some way) to add to their presentation when we assemble it in class.

Thank you for your assistance with making social studies come alive for our class!

Company Project

Use this rubric to guide your preparation for our class project:

_____ /2	Business name
_____ / 2	Year founded
_____ / 2	Founding person(s)
_____ / 2	Location founded
_____ / 2	Product/service
_____ / 10	Size
_____ / 10	Locations
_____ / 10	Advertisement
_____ / 10	Business description
_____ / 5	Picture
_____ / 5	Map
_____ / 10	Human resources
_____ / 10	Capital resources
_____ / 10	Natural resources
_____ / 5	Visual presentation of assembled research
_____ / 5	Oral presentation to class
_____ /100	Total Score

By:

**Business
Name:**

It was founded:

**In the
Year:**

By:

Where:

It makes a:

- Product**
- Service**
- Both**

It is:

- Big**
- Medium**
- Small**

Locations:

Headquarters: _____


Factories/Warehouses:

Branches/Distribution Centers:

How They Advertise:

Business Description:

My Picture:



Countries to Which it Exports:



and/or

States to Which it Distributes:



It's Human Resources Are:

It's Natural Resources Are:

It's Capital Resources Are:
