


Haircut Scissors Practice


Here is a fun way to help young children develop their fine motor skills.


- Print these pictures (preferably onto thick cardstock).
- Tape or glue hair-colored construction paper onto the page.
- Cut the paper vertically to make “hair.”
- Have children give the person a haircut.
- If using the blank face, have children draw the face while you prepare the vertical cuts.
- To save time, have children pick out their hair color of choice, then cut out several pieces at once.






Teach Grow Sow







Teach Grow Sow